



## Expama

Expama started its activities in 1999 and since then it has been investing in innovation focusing on sustainability, design and comfort. With investment in equipment, it recently acquired the Effisa Double Paint and Plaster Line for Profile. The high technology provides one of the most enhanced products in Brazil.

Expama has also the Spanish Barberan Digital Printing Line with ULTRA HD printing technology, unique in Brazil and the German Weinig Machining Line, for male and female profiles flooring and click system. Taking a step forward in how you view the current market. Expama is also part of the Concrem Group, with a long history and market know-how.

One of the most differential of Expama is the raw material, all of them are originating from reforested forest that secures an ecological and proper production, been used the maximum of all the material.

## MDF Floraplac

For 10 years, Floraplac, the first MDF industry in the Amazon region, has been working with excellence based on the quality of its products, social and environmental responsibility and the appreciation of its employees. Located in Paragominas, Pará, Floraplac is part of the Concrem Group. The main pillars is respect for the environment, made through a series of sustainable actions that start with the planting of feedstock. Floraplac exclusively uses eucalyptus as a feedstock, from replanting forests, which avoids deforestation and has a strong reduction in environmental impact. Floraplac's eucalyptus MDF brings more benefits such as resistance to cracks and breaks at the time of fixing, safe assembly and reassembly several times without suffering wear and tear on its reuse. In addition, eucalyptus planting has positive impacts on improving air quality, bringing thermal comfort, reducing noise pollution, reducing erosion intensity and improving water flow.

## The Group

Located in state of Pará, Concrem Group has been operating the forestry sector over 40 years. With 1.300 direct employees, it has verticalized production and its own raw material from reforestation.

The result is high quality products manufactured on top 3 companies of the group. All the products of the group are manufactured using reforested raw material. Altogether, there are 31 thousand hectares of forest, planted in 21 farms.

The Concrem Group is also concerned about with social development, helping more than 14.000 students in many educational programs, most of them children of group's employees.

**04**

## BASEBOARD

- LWM-633
- LWM-663
- WM-618
- WM-620
- WM-622
- WM-623
- WM-660
- WM-662
- WM-713
- WM-738
- WM-750
- WM-753

**07**

## BASEBOARD/BOARD

- L 163 E
- E2E
- EDGED GLUED BOARDS

**08**

## CASING

- WM-315
- WM-351
- WM-361
- WM-444
- WM-445
- WM-472

**10**

## JAMBS/WINDOW STOOLS

- FJ FLATS
- WM-1021

**11**

## CONTACT US

- FOLLOW US

# BASEBOARD

It's a beautiful purpose to cover the joint between the wall surface and the floor.

Available in MDF Floraplac

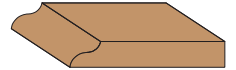
## LWM-633

7/16 x 3 1/4



## LWM-663

7/16 x 3 1/4



## WM-618

9/16 x 5 1/4



## WM-620

9/16 x 4 1/4



# BASEBOARD

It's a beautiful purpose to cover the joint between the wall surface and the floor.

Available in MDF Floraplac

## WM-622

9/16 x 3 1/2



## WM-623

9/16 x 3 1/4



## WM-660

9/16 x 4 1/4



## WM-662

9/16 x 3 1/2



# BASEBOARD

It's a beautiful purpose to cover the joint between the wall surface and the floor.

Available in MDF Floraplac

## WM-713

9/16 x 3 1/4



## WM-738

9/16 x 5 1/4



## WM-750

9/16 x 4 1/4



## WM-753

9/16 x 3 1/4




# BASEBOARD

It's a beautiful purpose to cover the joint between the wall surface and the floor.

Available in MDF Floraplac

## L 163-E


5/8 x 5 1/4



## E2E

9/16 x 5 1/4

\*This product can be custom-fitted



# BOARD

It's a beautiful purpose to cover the joint between the wall surface and the floor.

Available in MDF Floraplac

## EDGED GLUED BOARDS

3/8 to 23/32  
Widths 2 to 10



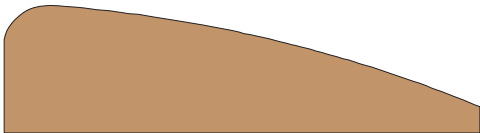
# CASING

It's a gorgeous molding profile to surround all doors and windows, covering any space or gap left between the drywall and frame.

Available in MDF Floraplac

## WM-315

1 1/16 x 2 1/2



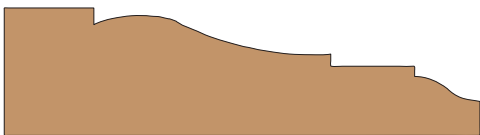
## WM-351

1 1/16 x 2 1/2



## WM-361

1 1/16 x 2 1/2



## WM-444

1 1/16 x 3 1/2





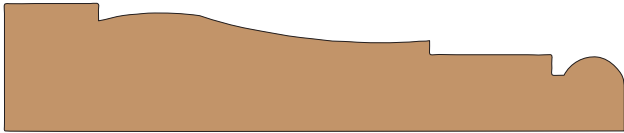
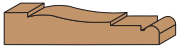
# CASING

It's a gorgeous molding profile to surround all doors and windows, covering any space or gap left between the drywall and frame.

Available in MDF Floraplac

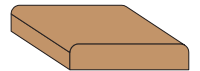
## WM-445

1 1/16 x 3 1/4



## WM-472

9/16 x 2 1/2



# JAMBS

It's a beautiful purpose to cover the joint between the wall surface and the floor.

Available in MDF Floraplac

## FJ

### Flats

11/16 x 3 5/8 - 11/16 x 3 7/8

11/16 x 4 5/8 - 11/16 x 4 7/8

11/16 x 4 3/4 - 11/16 x 6 5/8

11/16 x 6 7/8 - 11/16 x 6 13/16

\*This product can be custom-fitted



# WINDOW STOOL

A perfect item to create the most beautiful finishing.

Available in MDF Floraplac

## WM-1021

### Window Stool

11/16 x 5 1/4

11/16 x 7 1/4



# CONTACT US

---

## Expama Ltda.

Rodovia dos Pioneiros, s/n, Nova conquista -  
Setor Industrial, Paragominas - PA, Brazil  
Zip code: 68627-370

## Follow us



+55 (91) 3729-3420



[www.expama.com](http://www.expama.com)



[atendimento@expama.com](mailto:atendimento@expama.com)



[@pisosexpama](https://www.instagram.com/pisosexpama)



[ExpamaPisos](https://www.facebook.com/ExpamaPisos)



[ExpamaPisos](https://www.linkedin.com/company/ExpamaPisos)

